













# SPOTlight: School Year 2022-2023

## Mariana Bracetti Academy Charter School

<b>School Code</b>	3332	<b>Principal Name</b>	Jana Somma
<b>Sector</b>	Charter	<b>Address</b>	1840 Torresdale Ave
<b>Network</b>	Charters	<b>Phone</b>	215 291 4436
<b>Report Type</b>	K 8 School	<b>Admission Category</b>	Citywide
<b>Receives HS Report</b>	Yes	<b>October 1 Enrollment</b>	1125
<b>Grades in Report</b>	K 8		
<b>Website</b>	mbacs.org		

## School Performance Outcomes Table

CONDITIONS FOR SUCCESS				
Metric Name	2021-22 Results	2022-23 Results	2022-23 Progress	Metric Description
Student Attendance	59.2%	61.3%	+2.1 %-pts 	Percentage of students attending 90% or more of instructional days
Teacher Attendance	Not Applicable			Percentage of teachers attending 90% or more of work days
Student Dropouts (Grades 7-8)	0	0	+0 	Number of students no longer enrolled, and who did not transfer or graduate

ACADEMIC GOALS						
Metric Name	2021-22 Results	2022-23 Results	2022-23 Progress	2021-22 Results	2022-23 Results	2022-23 Progress
<b>Goals 1-3: Grades 3-8</b>	<b>PSSA/PASA Proficient or Advanced</b>			<b>PSSA/PASA Below Basic</b>		
Grade 3 Reading	35.8%	31.7%	-4.1 %-pts 	23.9%	27.5%	+3.6 %-pts 
Grade 3 - 8 Reading	31.0%	27.1%	-3.9 %-pts 	21.0%	25.2%	+4.2 %-pts 
Grade 3 Math	14.0%	21.3%	+7.3 %-pts 	50.7%	41.1%	-9.6 %-pts 
Grade 3 - 8 Math	10.6%	17.5%	+6.9 %-pts 	60.8%	50.5%	-10.4 %-pts 
Grade 4 and 8 Science	38.7%	42.7%	+4.0 %-pts 	32.4%	30.0%	-2.4 %-pts 

All SPOTlight indicator colors are based on unrounded changes in results. Percentage point changes are rounded to the nearest tenth for display.

SPOTlight Legend:	Improving 	Maintaining 	Not Improving 
-------------------	---	--	---

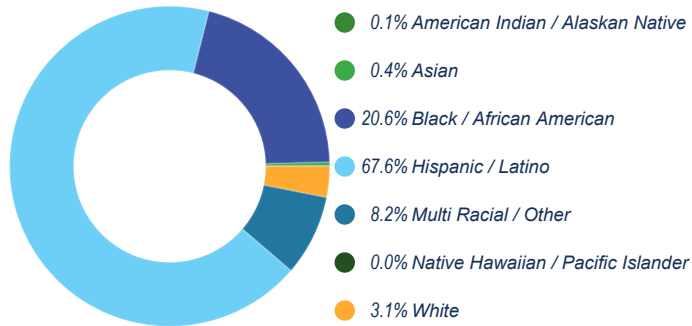


# Mariana Bracetti Academy Charter School

## 2022-2023 SCHOOL PROGRESS REPORT ON EDUCATION AND EQUITY

School Code | 3332 Sector | Charter Network | Charters  
Principal Name | Jana Somma  
Address | 1840 Torresdale Ave Phone | 215-291-4436  
Website | mbacs.org Report Type | K-8 School  
Grades in Report | K-8 Admissions Category | Citywide  
Receives HS Report | Yes Oct 1 Enrollment | 1125

### Student Enrollment and Demographics



**1131**

# of Students Served Over the Full Year

**25.7%**

% of Students with IEPs

**11.6%**

% of Students Identified as English Learners

**91.7%**

% of Students Identified as Economically Disadvantaged

### Student Attendance

**30.3%**

% of Students Attending at Least 95% of Instructional Days

**61.3%**

% of Students Attending at Least 90% of Instructional Days

Score Level	Performance	Improvement	Level
<b>Not Applicable for 2022-2023</b>			
<b>Performance</b> Insufficient Data for Score	<b>Black / African American</b>		NA
	Insufficient Data for Score	<b>30.0%</b>	NA
<b>Improvement</b> Improving in 8 out of 13 Eligible Metrics <b>61.5%</b>	<b>Hispanic / Latino</b>		NA
	Insufficient Data for Score	<b>60.0%</b>	NA
<b>Goal Performance (All Students)</b>			
<b>GOAL 1   PSSA ELA: % of Students Proficient or Advanced, Grades 3-8</b>			
<b>Score: 27.1%</b>			
<b>NOT IMPROVING</b> -3.9 From Prior Year			
<b>GOAL 2   PSSA ELA: % of Students Proficient or Advanced, Grade 3</b>			
<b>Score: 31.7%</b>			
<b>NOT IMPROVING</b> -4.1 From Prior Year			
<b>GOAL 3   PSSA Math: % of Students Proficient or Advanced, Grades 3-8</b>			
<b>Score: 17.5%</b>			
<b>IMPROVING</b> +6.9 From Prior Year			
	Improving		
	Not Improving		
	Maintaining		Not Applicable
	Not Applicable		
<b>English Learners</b>		Insufficient Data for Score	NA
<b>Students with IEPs</b>		Insufficient Data for Score	NA
		<b>66.7%</b>	NA
<b>Economically Disadvantaged</b>		Insufficient Data for Score	NA
		<b>50.0%</b>	NA

# Climate, Culture & Opportunity

## Conditions for Success

School Code | 3332 School Name | Mariana Bracetti Academy Charter School

### % of Students Attending 90%+ of Days

#### All Students

1131 Students

Score: 61.3%



IMPROVING

+2.1 From Prior Year



### % of Students Attending

Greater Than 95% of Instructional Days

30.3%

90-95% of Instructional Days

31.0%

85-90% of Instructional Days

19.0%

80-85% of Instructional Days

11.6%

Less than 80% of Instructional Days

8.1%

### Number of Dropouts

#### All Students

Grades 7-8

Students: 0

IMPROVING

+0.0 From Prior Year



### % of Students Receiving Zero Out-of-School Suspensions

#### All Students

1131 Students

Score: 87.8%



NOT IMPROVING

-4.6 From Prior Year



\* Schools that are performing at the most positive value for a metric automatically receive a label of "Improving", even if no change in performance occurred.

# Climate, Culture & Opportunity

## Conditions for Success

School Code | 3332 School Name | Mariana Bracetti Academy Charter School

**% of Teachers Attending 90%+ of Days**

**Additional Teacher Metrics**

**All Teachers**

**Not Applicable**

**Data Unavailable**  
% of Teachers Rated as  
Distinguished

**Data Unavailable**  
% of Teachers Rated as  
Proficient

**Data Unavailable**  
Year-to-Year Teacher  
Retention

*\* Schools that are performing at the most positive value for a metric automatically receive a label of "Improving", even if no change in performance occurred.*

# Reading: Every Student Reads On or Above Grade Level

## Goal 1 - PSSA Reading Proficiency, Grades 3-8

School Code | 3332 School Name | Mariana Bracetti Academy Charter School

PSSA ELA: % of Students Proficient or Advanced, Grades 3-8	PSSA ELA: % of Students Below Basic, Grades 3-8
<b>All Students</b> <i>181 out of 667 Students</i> <b>Score: 27.1%</b> <div style="display: inline-block; border: 1px solid gray; padding: 5px;"> <span style="background-color: #c00000; color: white; border-radius: 15px; padding: 2px 10px;">NOT IMPROVING</span> <span style="margin-left: 10px;">-3.9 From Prior Year</span> <span style="font-size: 24px; color: #c00000; margin-left: 10px;">✘</span> </div>	<b>All Students</b> <i>168 out of 667 Students</i> <b>Score: 25.2%</b> <div style="display: inline-block; border: 1px solid gray; padding: 5px;"> <span style="background-color: #c00000; color: white; border-radius: 15px; padding: 2px 10px;">NOT IMPROVING</span> <span style="margin-left: 10px;">+4.2 From Prior Year</span> <span style="font-size: 24px; color: #c00000; margin-left: 10px;">✘</span> </div>
<b>Black / African American</b> <i>34 out of 137 Students</i> <b>Score: 24.8%</b> <div style="display: inline-block; border: 1px solid gray; padding: 5px;"> <span style="background-color: #c00000; color: white; border-radius: 15px; padding: 2px 10px;">NOT IMPROVING</span> <span style="margin-left: 10px;">-7.6 From Prior Year</span> <span style="font-size: 24px; color: #c00000; margin-left: 10px;">✘</span> </div>	<b>Black / African American</b> <i>44 out of 137 Students</i> <b>Score: 32.1%</b> <div style="display: inline-block; border: 1px solid gray; padding: 5px;"> <span style="background-color: #c00000; color: white; border-radius: 15px; padding: 2px 10px;">NOT IMPROVING</span> <span style="margin-left: 10px;">+2.4 From Prior Year</span> <span style="font-size: 24px; color: #c00000; margin-left: 10px;">✘</span> </div>
<b>Hispanic / Latino</b> <i>140 out of 502 Students</i> <b>Score: 27.9%</b> <div style="display: inline-block; border: 1px solid gray; padding: 5px;"> <span style="background-color: #c00000; color: white; border-radius: 15px; padding: 2px 10px;">NOT IMPROVING</span> <span style="margin-left: 10px;">-2.0 From Prior Year</span> <span style="font-size: 24px; color: #c00000; margin-left: 10px;">✘</span> </div>	<b>Hispanic / Latino</b> <i>122 out of 502 Students</i> <b>Score: 24.3%</b> <div style="display: inline-block; border: 1px solid gray; padding: 5px;"> <span style="background-color: #c00000; color: white; border-radius: 15px; padding: 2px 10px;">NOT IMPROVING</span> <span style="margin-left: 10px;">+4.9 From Prior Year</span> <span style="font-size: 24px; color: #c00000; margin-left: 10px;">✘</span> </div>
<b>Multi Racial / Other</b> Insufficient Sample	<b>Multi Racial / Other</b> Insufficient Sample
<b>White</b> Insufficient Sample	<b>White</b> Insufficient Sample
<b>American Indian / Alaskan Native</b> Insufficient Sample	<b>American Indian / Alaskan Native</b> Insufficient Sample
<b>Asian</b> Insufficient Sample	<b>Asian</b> Insufficient Sample
<b>Native Hawaiian / Pacific Islander</b> Insufficient Sample	<b>Native Hawaiian / Pacific Islander</b> Insufficient Sample
<b>English Learners</b> <i>13 out of 70 Students</i> <b>Score: 18.6%</b> <div style="display: inline-block; border: 1px solid gray; padding: 5px;"> <span style="background-color: #008000; color: white; border-radius: 15px; padding: 2px 10px;">IMPROVING</span> <span style="margin-left: 10px;">+9.9 From Prior Year</span> <span style="font-size: 24px; color: #008000; margin-left: 10px;">✔</span> </div>	<b>English Learners</b> <i>15 out of 70 Students</i> <b>Score: 21.4%</b> <div style="display: inline-block; border: 1px solid gray; padding: 5px;"> <span style="background-color: #008000; color: white; border-radius: 15px; padding: 2px 10px;">IMPROVING</span> <span style="margin-left: 10px;">-6.9 From Prior Year</span> <span style="font-size: 24px; color: #008000; margin-left: 10px;">✔</span> </div>
<b>Students with IEPs</b> <i>9 out of 175 Students</i> <b>Score: 5.1%</b> <div style="display: inline-block; border: 1px solid gray; padding: 5px;"> <span style="background-color: #c00000; color: white; border-radius: 15px; padding: 2px 10px;">NOT IMPROVING</span> <span style="margin-left: 10px;">-1.9 From Prior Year</span> <span style="font-size: 24px; color: #c00000; margin-left: 10px;">✘</span> </div>	<b>Students with IEPs</b> <i>85 out of 175 Students</i> <b>Score: 48.6%</b> <div style="display: inline-block; border: 1px solid gray; padding: 5px;"> <span style="background-color: #ffa500; color: white; border-radius: 15px; padding: 2px 10px;">MAINTAINING</span> <span style="margin-left: 10px;">-0.2 From Prior Year</span> <span style="font-size: 24px; color: #ffa500; margin-left: 10px;">—</span> </div>
<b>Economically Disadvantaged</b> <i>152 out of 610 Students</i> <b>Score: 24.9%</b> <div style="display: inline-block; border: 1px solid gray; padding: 5px;"> <span style="background-color: #c00000; color: white; border-radius: 15px; padding: 2px 10px;">NOT IMPROVING</span> <span style="margin-left: 10px;">-6.1 From Prior Year</span> <span style="font-size: 24px; color: #c00000; margin-left: 10px;">✘</span> </div>	<b>Economically Disadvantaged</b> <i>163 out of 610 Students</i> <b>Score: 26.7%</b> <div style="display: inline-block; border: 1px solid gray; padding: 5px;"> <span style="background-color: #c00000; color: white; border-radius: 15px; padding: 2px 10px;">NOT IMPROVING</span> <span style="margin-left: 10px;">+5.7 From Prior Year</span> <span style="font-size: 24px; color: #c00000; margin-left: 10px;">✘</span> </div>

\* Schools that are performing at the most positive value for a metric automatically receive a label of "Improving", even if no change in performance occurred.

# Reading: Every Student Reads On or Above Grade Level

## Goal 2 - PSSA Reading Proficiency, Grade 3

School Code | 3332 School Name | Mariana Bracetti Academy Charter School

PSSA ELA: % of Students Proficient or Advanced, Grade 3	PSSA ELA: % of Students Below Basic, Grade 3
<b>All Students</b> <i>45 out of 142 Students</i> <b>Score: 31.7%</b> <div style="display: flex; align-items: center; gap: 10px;"> <div style="background-color: #e74c3c; color: white; padding: 5px 10px; border-radius: 15px;">NOT IMPROVING</div> <span>-4.1 From Prior Year</span> <span style="color: red; font-size: 24px;">✘</span> </div>	<b>All Students</b> <i>39 out of 142 Students</i> <b>Score: 27.5%</b> <div style="display: flex; align-items: center; gap: 10px;"> <div style="background-color: #e74c3c; color: white; padding: 5px 10px; border-radius: 15px;">NOT IMPROVING</div> <span>+3.6 From Prior Year</span> <span style="color: red; font-size: 24px;">✘</span> </div>
<b>Black / African American</b> <i>11 out of 31 Students</i> <b>Score: 35.5%</b> <div style="display: flex; align-items: center; gap: 10px;"> <div style="background-color: #e74c3c; color: white; padding: 5px 10px; border-radius: 15px;">NOT IMPROVING</div> <span>-2.7 From Prior Year</span> <span style="color: red; font-size: 24px;">✘</span> </div>	<b>Black / African American</b> <i>9 out of 31 Students</i> <b>Score: 29.0%</b> <div style="display: flex; align-items: center; gap: 10px;"> <div style="background-color: #e74c3c; color: white; padding: 5px 10px; border-radius: 15px;">NOT IMPROVING</div> <span>+5.5 From Prior Year</span> <span style="color: red; font-size: 24px;">✘</span> </div>
<b>Hispanic / Latino</b> <i>33 out of 105 Students</i> <b>Score: 31.4%</b> <div style="display: flex; align-items: center; gap: 10px;"> <div style="background-color: #e74c3c; color: white; padding: 5px 10px; border-radius: 15px;">NOT IMPROVING</div> <span>-2.3 From Prior Year</span> <span style="color: red; font-size: 24px;">✘</span> </div>	<b>Hispanic / Latino</b> <i>29 out of 105 Students</i> <b>Score: 27.6%</b> <div style="display: flex; align-items: center; gap: 10px;"> <div style="background-color: #e74c3c; color: white; padding: 5px 10px; border-radius: 15px;">NOT IMPROVING</div> <span>+3.4 From Prior Year</span> <span style="color: red; font-size: 24px;">✘</span> </div>
<b>Multi Racial / Other</b> <p style="text-align: center;">Insufficient Sample</p>	<b>Multi Racial / Other</b> <p style="text-align: center;">Insufficient Sample</p>
<b>White</b> <p style="text-align: center;">Insufficient Sample</p>	<b>White</b> <p style="text-align: center;">Insufficient Sample</p>
<b>American Indian / Alaskan Native</b> <p style="text-align: center;">Insufficient Sample</p>	<b>American Indian / Alaskan Native</b> <p style="text-align: center;">Insufficient Sample</p>
<b>Asian</b> <p style="text-align: center;">Insufficient Sample</p>	<b>Asian</b> <p style="text-align: center;">Insufficient Sample</p>
<b>Native Hawaiian / Pacific Islander</b> <p style="text-align: center;">Insufficient Sample</p>	<b>Native Hawaiian / Pacific Islander</b> <p style="text-align: center;">Insufficient Sample</p>
<b>English Learners</b> <p style="text-align: center;">Insufficient Sample</p>	<b>English Learners</b> <p style="text-align: center;">Insufficient Sample</p>
<b>Students with IEPs</b> <i>1 out of 38 Students</i> <b>Score: 2.6%</b> <div style="display: flex; align-items: center; gap: 10px;"> <div style="background-color: #5d6d7e; color: white; padding: 5px 10px; border-radius: 15px;">Not Applicable</div> <span>No Data Prior Year</span> <span style="color: gray; font-size: 24px;">○</span> </div>	<b>Students with IEPs</b> <i>20 out of 38 Students</i> <b>Score: 52.6%</b> <div style="display: flex; align-items: center; gap: 10px;"> <div style="background-color: #5d6d7e; color: white; padding: 5px 10px; border-radius: 15px;">Not Applicable</div> <span>No Data Prior Year</span> <span style="color: gray; font-size: 24px;">○</span> </div>
<b>Economically Disadvantaged</b> <i>37 out of 134 Students</i> <b>Score: 27.6%</b> <div style="display: flex; align-items: center; gap: 10px;"> <div style="background-color: #e74c3c; color: white; padding: 5px 10px; border-radius: 15px;">NOT IMPROVING</div> <span>-8.2 From Prior Year</span> <span style="color: red; font-size: 24px;">✘</span> </div>	<b>Economically Disadvantaged</b> <i>39 out of 134 Students</i> <b>Score: 29.1%</b> <div style="display: flex; align-items: center; gap: 10px;"> <div style="background-color: #e74c3c; color: white; padding: 5px 10px; border-radius: 15px;">NOT IMPROVING</div> <span>+5.2 From Prior Year</span> <span style="color: red; font-size: 24px;">✘</span> </div>

\* Schools that are performing at the most positive value for a metric automatically receive a label of "Improving", even if no change in performance occurred.

# Math & Science: Every Student Performs On or Above Grade Level

## Goal 3 - PSSA Math Proficiency, Grades 3-8

School Code | 3332 School Name | Mariana Bracetti Academy Charter School

PSSA Math: % of Students Proficient or Advanced, Grades 3-8	PSSA Math: % of Students Below Basic, Grades 3-8
<p><b>All Students</b> 116 out of 664 Students</p> <p><b>Score: 17.5%</b></p> <p>IMPROVING +6.9 From Prior Year ✓</p>	<p><b>All Students</b> 335 out of 664 Students</p> <p><b>Score: 50.5%</b></p> <p>IMPROVING -10.4 From Prior Year ✓</p>
<p><b>Black / African American</b> 16 out of 137 Students</p> <p><b>Score: 11.7%</b></p> <p>MAINTAINING +0.8 From Prior Year —</p>	<p><b>Black / African American</b> 77 out of 137 Students</p> <p><b>Score: 56.2%</b></p> <p>IMPROVING -4.7 From Prior Year ✓</p>
<p><b>Hispanic / Latino</b> 97 out of 499 Students</p> <p><b>Score: 19.4%</b></p> <p>IMPROVING +9.3 From Prior Year ✓</p>	<p><b>Hispanic / Latino</b> 248 out of 499 Students</p> <p><b>Score: 49.7%</b></p> <p>IMPROVING -12.1 From Prior Year ✓</p>
<p><b>Multi Racial / Other</b></p> <p>Insufficient Sample</p>	<p><b>Multi Racial / Other</b></p> <p>Insufficient Sample</p>
<p><b>White</b></p> <p>Insufficient Sample</p>	<p><b>White</b></p> <p>Insufficient Sample</p>
<p><b>American Indian / Alaskan Native</b></p> <p>Insufficient Sample</p>	<p><b>American Indian / Alaskan Native</b></p> <p>Insufficient Sample</p>
<p><b>Asian</b></p> <p>Insufficient Sample</p>	<p><b>Asian</b></p> <p>Insufficient Sample</p>
<p><b>Native Hawaiian / Pacific Islander</b></p> <p>Insufficient Sample</p>	<p><b>Native Hawaiian / Pacific Islander</b></p> <p>Insufficient Sample</p>
<p><b>English Learners</b> 7 out of 70 Students</p> <p><b>Score: 10.0%</b></p> <p>IMPROVING +10.0 From Prior Year ✓</p>	<p><b>English Learners</b> 36 out of 70 Students</p> <p><b>Score: 51.4%</b></p> <p>IMPROVING -16.7 From Prior Year ✓</p>
<p><b>Students with IEPs</b> 8 out of 175 Students</p> <p><b>Score: 4.6%</b></p> <p>IMPROVING +3.8 From Prior Year ✓</p>	<p><b>Students with IEPs</b> 134 out of 175 Students</p> <p><b>Score: 76.6%</b></p> <p>IMPROVING -6.2 From Prior Year ✓</p>
<p><b>Economically Disadvantaged</b> 100 out of 607 Students</p> <p><b>Score: 16.5%</b></p> <p>IMPROVING +5.9 From Prior Year ✓</p>	<p><b>Economically Disadvantaged</b> 319 out of 607 Students</p> <p><b>Score: 52.6%</b></p> <p>IMPROVING -8.3 From Prior Year ✓</p>

\* Schools that are performing at the most positive value for a metric automatically receive a label of "Improving", even if no change in performance occurred.

# Math & Science: Every Student Performs On or Above Grade Level

## PSSA Math Proficiency, Grade 3

School Code | 3332 School Name | Mariana Bracetti Academy Charter School

PSSA Math: % of Students Proficient or Advanced, Grade 3	PSSA Math: % of Students Below Basic, Grade 3
<b>All Students</b> 30 out of 141 Students <b>Score: 21.3%</b> <div style="display: flex; align-items: center; gap: 10px;"> <div style="background-color: #28a745; color: white; padding: 5px 10px; border-radius: 15px;">IMPROVING</div> <div style="text-align: center;">+7.3 From Prior Year</div> <div style="color: green; font-size: 24px;">✓</div> </div>	<b>All Students</b> 58 out of 141 Students <b>Score: 41.1%</b> <div style="display: flex; align-items: center; gap: 10px;"> <div style="background-color: #28a745; color: white; padding: 5px 10px; border-radius: 15px;">IMPROVING</div> <div style="text-align: center;">-9.6 From Prior Year</div> <div style="color: green; font-size: 24px;">✓</div> </div>
<b>Black / African American</b> 4 out of 31 Students <b>Score: 12.9%</b> <div style="display: flex; align-items: center; gap: 10px;"> <div style="background-color: #dc3545; color: white; padding: 5px 10px; border-radius: 15px;">NOT IMPROVING</div> <div style="text-align: center;">-1.8 From Prior Year</div> <div style="color: red; font-size: 24px;">✗</div> </div>	<b>Black / African American</b> 11 out of 31 Students <b>Score: 35.5%</b> <div style="display: flex; align-items: center; gap: 10px;"> <div style="background-color: #28a745; color: white; padding: 5px 10px; border-radius: 15px;">IMPROVING</div> <div style="text-align: center;">-23.3 From Prior Year</div> <div style="color: green; font-size: 24px;">✓</div> </div>
<b>Hispanic / Latino</b> 26 out of 104 Students <b>Score: 25.0%</b> <div style="display: flex; align-items: center; gap: 10px;"> <div style="background-color: #28a745; color: white; padding: 5px 10px; border-radius: 15px;">IMPROVING</div> <div style="text-align: center;">+12.6 From Prior Year</div> <div style="color: green; font-size: 24px;">✓</div> </div>	<b>Hispanic / Latino</b> 43 out of 104 Students <b>Score: 41.4%</b> <div style="display: flex; align-items: center; gap: 10px;"> <div style="background-color: #28a745; color: white; padding: 5px 10px; border-radius: 15px;">IMPROVING</div> <div style="text-align: center;">-8.2 From Prior Year</div> <div style="color: green; font-size: 24px;">✓</div> </div>
<b>Multi Racial / Other</b> Insufficient Sample	<b>Multi Racial / Other</b> Insufficient Sample
<b>White</b> Insufficient Sample	<b>White</b> Insufficient Sample
<b>American Indian / Alaskan Native</b> Insufficient Sample	<b>American Indian / Alaskan Native</b> Insufficient Sample
<b>Asian</b> Insufficient Sample	<b>Asian</b> Insufficient Sample
<b>Native Hawaiian / Pacific Islander</b> Insufficient Sample	<b>Native Hawaiian / Pacific Islander</b> Insufficient Sample
<b>English Learners</b> Insufficient Sample	<b>English Learners</b> Insufficient Sample
<b>Students with IEPs</b> 3 out of 37 Students <b>Score: 8.1%</b> <div style="display: flex; align-items: center; gap: 10px;"> <div style="background-color: #6c757d; color: white; padding: 5px 10px; border-radius: 15px;">Not Applicable</div> <div style="text-align: center;">No Data Prior Year</div> <div style="color: gray; font-size: 24px;">○</div> </div>	<b>Students with IEPs</b> 25 out of 37 Students <b>Score: 67.6%</b> <div style="display: flex; align-items: center; gap: 10px;"> <div style="background-color: #6c757d; color: white; padding: 5px 10px; border-radius: 15px;">Not Applicable</div> <div style="text-align: center;">No Data Prior Year</div> <div style="color: gray; font-size: 24px;">○</div> </div>
<b>Economically Disadvantaged</b> 27 out of 133 Students <b>Score: 20.3%</b> <div style="display: flex; align-items: center; gap: 10px;"> <div style="background-color: #28a745; color: white; padding: 5px 10px; border-radius: 15px;">IMPROVING</div> <div style="text-align: center;">+6.3 From Prior Year</div> <div style="color: green; font-size: 24px;">✓</div> </div>	<b>Economically Disadvantaged</b> 57 out of 133 Students <b>Score: 42.9%</b> <div style="display: flex; align-items: center; gap: 10px;"> <div style="background-color: #28a745; color: white; padding: 5px 10px; border-radius: 15px;">IMPROVING</div> <div style="text-align: center;">-7.8 From Prior Year</div> <div style="color: green; font-size: 24px;">✓</div> </div>

\* Schools that are performing at the most positive value for a metric automatically receive a label of "Improving", even if no change in performance occurred.



# Math & Science: Every Student Performs On or Above Grade Level

## PSSA Science Proficiency, Grades 4 and 8

School Code | 3332 School Name | Mariana Bracetti Academy Charter School

PSSA Science: % of Students Proficient or Advanced, Grades 4 & 8	PSSA Science: % of Students Below Basic, Grades 4 & 8
<b>All Students</b> <i>94 out of 220 Students</i> <b>Score: 42.7%</b> <div style="display: flex; align-items: center; gap: 10px;"> <div style="background-color: #28a745; color: white; padding: 5px 10px; border-radius: 15px;">IMPROVING</div> <div style="text-align: center;">+4.0 From Prior Year</div> <div style="color: green; font-size: 24px;">✓</div> </div>	<b>All Students</b> <i>66 out of 220 Students</i> <b>Score: 30.0%</b> <div style="display: flex; align-items: center; gap: 10px;"> <div style="background-color: #28a745; color: white; padding: 5px 10px; border-radius: 15px;">IMPROVING</div> <div style="text-align: center;">-2.4 From Prior Year</div> <div style="color: green; font-size: 24px;">✓</div> </div>
<b>Black / African American</b> <i>18 out of 44 Students</i> <b>Score: 40.9%</b> <div style="display: flex; align-items: center; gap: 10px;"> <div style="background-color: #28a745; color: white; padding: 5px 10px; border-radius: 15px;">IMPROVING</div> <div style="text-align: center;">+5.6 From Prior Year</div> <div style="color: green; font-size: 24px;">✓</div> </div>	<b>Black / African American</b> <i>15 out of 44 Students</i> <b>Score: 34.1%</b> <div style="display: flex; align-items: center; gap: 10px;"> <div style="background-color: #dc3545; color: white; padding: 5px 10px; border-radius: 15px;">NOT IMPROVING</div> <div style="text-align: center;">+7.6 From Prior Year</div> <div style="color: red; font-size: 24px;">✗</div> </div>
<b>Hispanic / Latino</b> <i>69 out of 166 Students</i> <b>Score: 41.6%</b> <div style="display: flex; align-items: center; gap: 10px;"> <div style="background-color: #28a745; color: white; padding: 5px 10px; border-radius: 15px;">IMPROVING</div> <div style="text-align: center;">+2.4 From Prior Year</div> <div style="color: green; font-size: 24px;">✓</div> </div>	<b>Hispanic / Latino</b> <i>49 out of 166 Students</i> <b>Score: 29.5%</b> <div style="display: flex; align-items: center; gap: 10px;"> <div style="background-color: #28a745; color: white; padding: 5px 10px; border-radius: 15px;">IMPROVING</div> <div style="text-align: center;">-4.4 From Prior Year</div> <div style="color: green; font-size: 24px;">✓</div> </div>
<b>Multi Racial / Other</b> <p style="text-align: center;">Insufficient Sample</p>	<b>Multi Racial / Other</b> <p style="text-align: center;">Insufficient Sample</p>
<b>White</b> <p style="text-align: center;">Insufficient Sample</p>	<b>White</b> <p style="text-align: center;">Insufficient Sample</p>
<b>American Indian / Alaskan Native</b> <p style="text-align: center;">Insufficient Sample</p>	<b>American Indian / Alaskan Native</b> <p style="text-align: center;">Insufficient Sample</p>
<b>Asian</b> <p style="text-align: center;">Insufficient Sample</p>	<b>Asian</b> <p style="text-align: center;">Insufficient Sample</p>
<b>Native Hawaiian / Pacific Islander</b> <p style="text-align: center;">Insufficient Sample</p>	<b>Native Hawaiian / Pacific Islander</b> <p style="text-align: center;">Insufficient Sample</p>
<b>English Learners</b> <i>7 out of 22 Students</i> <b>Score: 31.8%</b> <div style="display: flex; align-items: center; gap: 10px;"> <div style="background-color: #6c757d; color: white; padding: 5px 10px; border-radius: 15px;">Not Applicable</div> <div style="text-align: center;">No Data Prior Year</div> <div style="color: gray; font-size: 24px;">○</div> </div>	<b>English Learners</b> <i>11 out of 22 Students</i> <b>Score: 50.0%</b> <div style="display: flex; align-items: center; gap: 10px;"> <div style="background-color: #6c757d; color: white; padding: 5px 10px; border-radius: 15px;">Not Applicable</div> <div style="text-align: center;">No Data Prior Year</div> <div style="color: gray; font-size: 24px;">○</div> </div>
<b>Students with IEPs</b> <i>13 out of 53 Students</i> <b>Score: 24.5%</b> <div style="display: flex; align-items: center; gap: 10px;"> <div style="background-color: #28a745; color: white; padding: 5px 10px; border-radius: 15px;">IMPROVING</div> <div style="text-align: center;">+7.5 From Prior Year</div> <div style="color: green; font-size: 24px;">✓</div> </div>	<b>Students with IEPs</b> <i>22 out of 53 Students</i> <b>Score: 41.5%</b> <div style="display: flex; align-items: center; gap: 10px;"> <div style="background-color: #28a745; color: white; padding: 5px 10px; border-radius: 15px;">IMPROVING</div> <div style="text-align: center;">-7.6 From Prior Year</div> <div style="color: green; font-size: 24px;">✓</div> </div>
<b>Economically Disadvantaged</b> <i>80 out of 200 Students</i> <b>Score: 40.0%</b> <div style="display: flex; align-items: center; gap: 10px;"> <div style="background-color: #28a745; color: white; padding: 5px 10px; border-radius: 15px;">IMPROVING</div> <div style="text-align: center;">+1.3 From Prior Year</div> <div style="color: green; font-size: 24px;">✓</div> </div>	<b>Economically Disadvantaged</b> <i>64 out of 200 Students</i> <b>Score: 32.0%</b> <div style="display: flex; align-items: center; gap: 10px;"> <div style="background-color: #ffc107; color: white; padding: 5px 10px; border-radius: 15px;">MAINTAINING</div> <div style="text-align: center;">-0.4 From Prior Year</div> <div style="color: orange; font-size: 24px;">—</div> </div>

\* Schools that are performing at the most positive value for a metric automatically receive a label of "Improving", even if no change in performance occurred.